







Diamond Petrochemicals Canada Corporation 1,3-Butadiene Monitors



	April 9, 2025 ($\mu\text{g}/\text{m}^3$)	2025 Average (YTD) ($\mu\text{g}/\text{m}^3$)
	<0.34	0.29
	0.431	0.82
	0.355	0.90
	<0.34	0.20
	<0.34	0.17
	<0.34	0.17

Diamond Petrochemicals Canada Corporation: 1,3-Butadiene Fenceline Monitoring - 2025

Monitor Location #1		E 0383543 N 4755905
Sample Start Date	Sample End Date	1,3-Butadiene (ug/m³)
December 18, 2024	January 2, 2025**	<0.33
January 2, 2025**	January 15, 2025	<0.37
January 15, 2025	January 29, 2025	0.440
January 29, 2025	February 12, 2025	0.359
February 12, 2025	February 26, 2025	<0.34
February 26, 2025	March 12, 2025	0.632
March 12, 2025	March 26, 2025	<0.34
March 26, 2025	April 9, 2025	<0.34
Average		0.29

Monitor Location #2		E 0383781 N 4756013
Sample Start Date	Sample End Date	1,3-Butadiene (ug/m³)
December 18, 2024	January 2, 2025**	<0.33
January 2, 2025**	January 15, 2025	<0.37
January 15, 2025	January 29, 2025	0.612
January 29, 2025	February 12, 2025	<0.34
February 12, 2025	February 26, 2025	0.852
February 26, 2025	March 12, 2025	2.71
March 12, 2025	March 26, 2025	1.42
March 26, 2025	April 9, 2025	0.43
Average		0.82

Monitor Location #3		E 0384093 N 4755833
Sample Start Date	Sample End Date	1,3-Butadiene (ug/m³)
December 18, 2024	January 2, 2025**	<0.33
January 2, 2025**	January 15, 2025	1.16
January 15, 2025	January 29, 2025	1.27
January 29, 2025	February 12, 2025	0.478
February 12, 2025	February 26, 2025	1.64
February 26, 2025	March 12, 2025	1.72
March 12, 2025	March 26, 2025	0.437
March 26, 2025	April 9, 2025	0.355
Average		0.90

Monitor Location #4		E 0383953 N 4755328
Sample Start Date	Sample End Date	1,3-Butadiene (ug/m³)
December 18, 2024	January 2, 2025**	<0.33
January 2, 2025**	January 15, 2025	<0.37
January 15, 2025	January 29, 2025	<0.34
January 29, 2025	February 12, 2025	<0.34
February 12, 2025	February 26, 2025	0.383
February 26, 2025	March 12, 2025	<0.34
March 12, 2025	March 26, 2025	<0.34
March 26, 2025	April 9, 2025	<0.34
Average		0.20

Monitor Location #5		E 0383589 N 4755252
Sample Start Date	Sample End Date	1,3-Butadiene (ug/m³)
December 18, 2024	January 2, 2025**	<0.33
January 2, 2025**	January 15, 2025	<0.37
January 15, 2025	January 29, 2025	<0.34
January 29, 2025	February 12, 2025	<0.34
February 12, 2025	February 26, 2025	<0.34
February 26, 2025	March 12, 2025	<0.34
March 12, 2025	March 26, 2025	<0.34
March 26, 2025	April 9, 2025	<0.34
Average		0.17

Monitor Location #6		E 0383213 N 4755589
Sample Start Date	Sample End Date	1,3-Butadiene (ug/m³)
December 18, 2024	January 2, 2025**	<0.33
January 2, 2025**	January 15, 2025	<0.37
January 15, 2025	January 29, 2025	<0.34
January 29, 2025	February 12, 2025	<0.34
February 12, 2025	February 26, 2025	<0.34
February 26, 2025	March 12, 2025	<0.34
March 12, 2025	March 26, 2025	<0.34
March 26, 2025	April 9, 2025	<0.34
Average		0.17