







Diamond Petrochemicals Canada Corporation 1,3-Butadiene Monitors



| | May 21, 2025 ($\mu\text{g}/\text{m}^3$) | 2025 Average (YTD) ($\mu\text{g}/\text{m}^3$) |
|--|--|---|
|  | 0.447 | 0.33 |
|  | 0.505 | 0.87 |
|  | 0.356 | 0.92 |
|  | <0.33 | 0.24 |
|  | <0.33 | 0.25 |
|  | <0.33 | 0.17 |

Diamond Petrochemicals Canada Corporation: 1,3-Butadiene Fenceline Monitoring - 2025

Monitor Location #1

E 0383543
N 4755905

| Sample Start Date | Sample End Date | 1,3-Butadiene (ug/m ³) |
|-------------------|-------------------|---------------------------------------|
| December 18, 2024 | January 2, 2025** | <0.33 |
| January 2, 2025** | January 15, 2025 | <0.37 |
| January 15, 2025 | January 29, 2025 | 0.440 |
| January 29, 2025 | February 12, 2025 | 0.359 |
| February 12, 2025 | February 26, 2025 | <0.34 |
| February 26, 2025 | March 12, 2025 | 0.632 |
| March 12, 2025 | March 26, 2025 | <0.34 |
| March 26, 2025 | April 9, 2025 | <0.34 |
| April 9, 2025 | April 23, 2025 | 0.700 |
| April 23, 2025 | May 7, 2025 | <0.335 |
| May 7, 2025 | May 21, 2025 | 0.447 |
| Average | | |

0.33

Monitor Location #2

E 0383781
N 4756013

| Sample Start Date | Sample End Date | 1,3-Butadiene (ug/m ³) |
|-------------------|-------------------|---------------------------------------|
| December 18, 2024 | January 2, 2025** | <0.33 |
| January 2, 2025** | January 15, 2025 | <0.37 |
| January 15, 2025 | January 29, 2025 | 0.612 |
| January 29, 2025 | February 12, 2025 | <0.34 |
| February 12, 2025 | February 26, 2025 | 0.852 |
| February 26, 2025 | March 12, 2025 | 2.71 |
| March 12, 2025 | March 26, 2025 | 1.42 |
| March 26, 2025 | April 9, 2025 | 0.43 |
| April 9, 2025 | April 23, 2025 | 2.14 |
| April 23, 2025 | May 7, 2025 | 0.344 |
| May 7, 2025 | May 21, 2025 | 0.505 |
| Average | | |

0.87

Monitor Location #3

E 0384093
N 4755833

| Sample Start Date | Sample End Date | 1,3-Butadiene (ug/m ³) |
|-------------------|-------------------|---------------------------------------|
| December 18, 2024 | January 2, 2025** | <0.33 |
| January 2, 2025** | January 15, 2025 | 1.16 |
| January 15, 2025 | January 29, 2025 | 1.27 |
| January 29, 2025 | February 12, 2025 | 0.478 |
| February 12, 2025 | February 26, 2025 | 1.64 |
| February 26, 2025 | March 12, 2025 | 1.72 |
| March 12, 2025 | March 26, 2025 | 0.437 |
| March 26, 2025 | April 9, 2025 | 0.355 |
| April 9, 2025 | April 23, 2025 | 2.17 |
| April 23, 2025 | May 7, 2025 | 0.335 |
| May 7, 2025 | May 21, 2025 | 0.356 |
| Average | | |

0.92

**Jan 1- stat, pickup Jan 2

Monitor Location #4

E 0383953
N 4755328

| Sample Start Date | Sample End Date | 1,3-Butadiene (ug/m ³) |
|-------------------|-------------------|---------------------------------------|
| December 18, 2024 | January 2, 2025** | <0.33 |
| January 2, 2025** | January 15, 2025 | <0.37 |
| January 15, 2025 | January 29, 2025 | <0.34 |
| January 29, 2025 | February 12, 2025 | <0.34 |
| February 12, 2025 | February 26, 2025 | 0.383 |
| February 26, 2025 | March 12, 2025 | <0.34 |
| March 12, 2025 | March 26, 2025 | <0.34 |
| March 26, 2025 | April 9, 2025 | <0.34 |
| April 9, 2025 | April 23, 2025 | 0.666 |
| April 23, 2025 | May 7, 2025 | <0.335 |
| May 7, 2025 | May 21, 2025 | <0.33 |
| Average | | |

0.24

Monitor Location #5

E 0383589
N 4755252

| Sample Start Date | Sample End Date | 1,3-Butadiene (ug/m ³) |
|-------------------|-------------------|---------------------------------------|
| December 18, 2024 | January 2, 2025** | <0.33 |
| January 2, 2025** | January 15, 2025 | <0.37 |
| January 15, 2025 | January 29, 2025 | <0.34 |
| January 29, 2025 | February 12, 2025 | <0.34 |
| February 12, 2025 | February 26, 2025 | <0.34 |
| February 26, 2025 | March 12, 2025 | <0.34 |
| March 12, 2025 | March 26, 2025 | <0.34 |
| March 26, 2025 | April 9, 2025 | <0.34 |
| April 9, 2025 | April 23, 2025 | 0.808 |
| April 23, 2025 | May 7, 2025 | 0.402 |
| May 7, 2025 | May 21, 2025 | <0.33 |
| Average | | |

0.25

Monitor Location #6

E 0383213
N 4755589

| Sample Start Date | Sample End Date | 1,3-Butadiene (ug/m ³) |
|-------------------|-------------------|---------------------------------------|
| December 18, 2024 | January 2, 2025** | <0.33 |
| January 2, 2025** | January 15, 2025 | <0.37 |
| January 15, 2025 | January 29, 2025 | <0.34 |
| January 29, 2025 | February 12, 2025 | <0.34 |
| February 12, 2025 | February 26, 2025 | <0.34 |
| February 26, 2025 | March 12, 2025 | <0.34 |
| March 12, 2025 | March 26, 2025 | <0.34 |
| March 26, 2025 | April 9, 2025 | <0.34 |
| April 9, 2025 | April 23, 2025 | <0.34 |
| April 23, 2025 | May 7, 2025 | <0.335 |
| May 7, 2025 | May 21, 2025 | <0.33 |
| Average | | |

0.17